

Alkaline Peptone Water | Ready-to-use Media

a product by **Biomed MDX**

Effective Date: 13/11/2025

REF TB05P2011**Intended Use:**

Alkaline Peptone Water is an enrichment medium in the isolation of *Vibrio* species from faeces, food and water samples.

Principle of the Procedure:

Alkaline Peptone Water (APW) is a selective enrichment broth whose primary function is the preferential isolation and amplification of *Vibrio* species. Its selectivity is achieved by maintaining a high (approximately 8.2 to 8.6) pH, which differentially inhibits the growth of most competing microflora. Since *Vibrio* species are alkalotolerant, they thrive in this environment, utilising the peptone as a nutrient source for rapid proliferation. This process effectively increases the pathogen's concentration from a low initial inoculum, thereby enhancing the probability of its subsequent detection.

Product Summary:

Alkaline Peptone Water (APW) is a selective liquid enrichment medium primarily used to promote the rapid growth of *Vibrio* species. Its highly alkaline pH acts as the key selective agent, suppressing most other bacteria present in a sample, thereby ensuring the target organism reaches a detectable concentration for later isolation.

Formulation* (PER LITER):

Peptone	10.0g	Sodium Chloride	5.0g
----------------	-------	------------------------	------

pH 8.4 +/- 0.2

*Adjust and/or supplemental as required to meet performance criteria

Procedure

Materials Provided

5mL Alkaline Peptone Water.

Materials Required But Not Provided

Ancillary culture media, reagents, and laboratory equipment as required.

Test Procedure

1. Inoculate and streak the specimen as soon as possible after it is received in the laboratory with an aseptic technique.
2. Incubate at $35 \pm 2^\circ\text{C}$ for up to 6 to 8 hours.
3. Subculture from APW to TCBS Agar and incubate for 18 to 24 hours at $35 \pm 2^\circ\text{C}$.
4. Observe the result according to user requirements.
5. Dispose of all used reagents and contaminated materials as infectious waste. Laboratories must handle and dispose of all waste safely according to regulations.

Results

Examine for colonies exhibiting typical microscopic and colonial morphology. Appropriate biochemical or immunological tests may be required for final identification

Quality Control

Inoculate representative samples with the following strains. Incubate the inoculated tubes at $35 \pm 2^\circ\text{C}$ for up to 6 to 8 hours. Then incubate 18 to 24 hours to allow colonies to develop on the medium.

Strains	ATCC®	Growth Results
<i>Vibrio parahaemolyticus</i>	17802	Growth on subculture
<i>Escherichia coli</i>	25922	No growth on subculture
Uninoculated plate	-	No growth on subculture

Transportation:

Temperature fluctuations may occur during transportation. However, these fluctuations do not affect the performance, quality, or safety of the media.

Storage and Shelf Life:

Upon receipt, store tubes at 2 to 8°C in their original sleeve wrapping until just before use. Avoid freezing and overheating. The tubes may be inoculated up to the expiration date (see package label) and incubated for the recommended incubation times.

Warning and Precautions:

For in vitro diagnostic use. For Professional Use Only. Do Not Reuse.
Do not use tubes if they show evidence of microbial contamination, discoloration, drying, cracking, or other signs of deterioration.













Limitations of the Procedure

This medium is for laboratory use only and is not intended for the diagnosis of disease or other conditions. Identifications are presumptive and colonies should be identified using appropriate methods

Reference

1. Bwire, G., Orach, C. G., Abdallah, D., Debes, A. K., Kagirita, A., Ram, M., & Sack, D. A. (2017). Alkaline peptone water enrichment with a dipstick test to quickly detect and monitor cholera outbreaks. *BMC infectious diseases*, 17(1), 726.

Packaging Symbol

Symbol	Definition
	Catalogue number
	In Vitro Diagnostic Medical Device
	Batch code
	Date of manufacture
	Temperature limit
	Use-by date
	Keep away from sunlight
	Do not re-use
	Fragile, handle with care
	Consult instructions for use or consult electronic instructions for use
	Do not use if packaging damaged and consult instructions for use
	Manufacturer

Further Information:

For further information please contact your Biomed MDX representative.

 Biomed MDX Sdn Bhd
8, Jalan IAN 3, Industri Angkasa Nuri,
76100 Durian Tunggal, Melaka, Malaysia
 +6063370191
 <https://biomedmdx.com/>
 info@biomedmdx.com